

PHOTO	MODEL	DESCRIPTION	RRP
Access Control Series -Single door controller-(software:HMS light)			
	RAC-340PEA	Single door On-line/standalone access controller,EM type(125KHz), 1024 cardholders, with LCD display, card, card+pin code entry modes,RS-485 communication interface	R 1,695
	RAC-340PMA	Single door On-line/standalone access controller,Mifare type(13.56MHz), 1024 cardholders, with LCD display, card, card+pin code entry modes,RS-485 communication interface	R 1,785
	RAC-520PEA	Single door On-line/standalone access controller ,EM type(125KHz), Memory capacity 1024 cardholders/800 events,card, card+pin code entry modes ,RS-485 communication interface	R 1,032
	RAC-520PMA	Single door On-line/standalone access controller, Mifare type(13.56MHz), Memory capacity 1024 cardholders/800 events, card, card+pin code entry modes ,RS-485 communication interface	R 1,122
	RAC-920PE	Outdoor Standalone Access Controller with weatherproof touchpad	R 1,395
Access Control Series -Single door controller-(software:HAMS-19)			
	RAC-940PE	Single door On-line/standalone access controller,EM type(125KHz), Memory capacity 5000 cardholders/5000 events,Sensitive Touchpad, LCD display,RS-485/RS-232 communication interface,include time /holiday schedule,Anti-pass back,black list,door release time function setting	R 3,060
	RAC-940PM	Single door On-line/standalone access controller,Mifare type (13.56MHz), Memory capacity 5000 cardholders/5000 events,Sensitive Touchpad,LCD display,RS-485/RS-232 communication interface,include time/,holiday schedule,Anti-pass back,black list,door release time	R 3,165
	RAC-960PE	Single door On-line/standalone access controller,EM type (125KHz), Memory capacity 15000 cardholders/10000 events,Sensitive Touchpad, LCD display,RS-485/RS-232,TCP/IP communication interface,include time/holiday schedule,Anti-pass back,black list,door release time function setting	R 4,971
	RAC-960PM	Single door On-line/standalone access controller,Mifare type (13.56MHz), Memory capacity 15000 cardholders/10000 events, Sensitive Touchpad,LCD display,RS-485/RS-232,TCP/IP communication interface, include time/holiday schedule,Anti-pass back,black list,door release time	R 5,121
Access Control Series -Two doors controller-(software:HAMS-20)			
	RAC-2000PN	2 Door Access Control Panel (Reader Port T2/weigand), for 4 * T2 readers or 2 * Wiegand readers,Memory capacity 15000 cardholders/events, TCP/IP communication interface,include time/,holiday schedule,Anti-pass back,black list,door release time function setting	R 3,213
Access Control Series -4 doors controller-(software:HAMS-22)			
	RAC-2200	4 Door Access Control Panel with LCD display(Reader Port RS-485/T2/Wiegand), Memory capacity 15000 cardholders/events, RS-485/RS-232 communication interface,include time/,holiday schedule,Anti-pass back,black list,door release time function setting, 2 modes system architecture : 1. RAC-2200 + ACU-30 + PXR-XXL reader. 2. RAC-2200 + ACU-100 + T2 or Wiegand readers	R 2,982










PHOTO	MODEL	DESCRIPTION	RRP
Access Control Series 4 to16 door controllers-(software:HAMS-24)			
	RAC-2400-4	4 Door Access Control Panel with LCD display(Reader Port RS-485/T2/Wiegand), Memory capacity 15000 cardholders/events, RS-485/RS-232 communication interface,include time/,holiday schedule,Anti-pass back,black list,door release time function setting, 2 modes system architecture : 1. RAC-2200 + ACU-30 + PXR-XXL reader. 2. RAC-2200 + ACU-100 + T2 or Wiegand readers	coming soon
	RAC-2400-8	8 Door Access Control Panel with LCD display (Reader Port RS-485/T2/Wiegand), Memory capacity 15000 cardholders/events, RS-485/RS-232 communication interface,include time/,holiday schedule,Anti-pass back,black list,door release time function setting, 2 modes system architecture : 1. RAC-2200 + ACU-30 + PXR-XXL reader, 2. RAC-2200 + ACU-100 + T2 or Wiegand readers	coming soon
	RAC-2400-16	16 Door Access Control Panel with LCD display (Reader Port RS-485/T2/Wiegand), Memory capacity 15000 cardholders/events, RS-485/RS-232 communication interface,include time/,holiday schedule,Anti-pass back,black list,door release time function setting, 2 modes system architecture : 1. RAC-2200 + ACU-30 + PXR-XXL reader, 2. RAC-2200 + ACU-100 + T2 or Wiegand readers	coming soon
Slave Controller for RAC-2200, RAC-2400			
	ACU-100	Slave Controller (for RAC-2200/RAC-2400) ,3 sensor for input,2 relay for output,supports 2 * T2/weigand readers, 500 temporary card memory capacity under standalone operation mode	R 1,110
	ACU-30	Slave Controller (for RAC-2200/RAC-2400), 2 relay for output,supports 1 * PXR-XXL(RS-485 L type) reader	R 450
RS-485 L Type readers for RAC-2200/RAC-2400			
	PXR-52ESL	INDOOR: EM(125KHz) type,RS-485 interface (effectvie range: 15cm), 3 sensors for input,500 temporary card memory capacity under standalone operation mode	R 828
	PXR-52MSL	INDOOR Mifare(13.56MHz) type,RS-485 interface (effectvie range: 15cm), 3 sensors for input,500 temporary card memory capacity under standalone operation mode	R 948
	PXR-92 ESL	OUTDOOR EM(125KHz) type,RS-485 interface (effectvie range: 12 cm), 3 sensors for input,500 temporary card memory capacity under standalone operation mode	R 1,407
	PXR-92MSL	OUTDOOR Mifare(13.56MHz) type,RS-485 interface (effectvie range: 5 cm), 3 sensors for input,500 temporary card memory capacity under standalone operation mode	R 1,497
T2/Weigand Proximity Readers (EM、Mifare type)			
	PXR-52ET	INDOOR EM(125KHz) type,T2 interface (effectvie range: 15 cm)	R 699
	PXR-52EW	INDOOR EM(125KHz) type,Wiegand interface (effectvie range: 15 cm)	R 699
	PXR-52MT	INTDOOR Mifare(13.56MHz) type,T2 interface (effectvie range: 5cm)	R 789
	PXR-52MW	INDOOR Mifare(13.56MHz) type,Wiegand interface (effectvie range: 5 cm)	R 789
	PXR-92ET	OUTDOOR EM(125KHz) type,T2 interface (effectvie range: 15cm)	coming soon
	PXR-92EW	OUTDOOR EM(125KHz) type,Wiegand interface (effectvie range: 15cm)	coming soon
	PXR-92MT	OUTDOOR Mifare(13.56MHz) type,T2 interface (effectvie range: 5cm)	R 1,383
	PXR-92MW	OUTDOOR Mifare(13.56MHz) type,Wiegand interface (effectvie range: 5 cm)	R 1,383












PHOTO	MODEL	DESCRIPTION	RRP
Elevator Control Series -(software:HAMS-20)			
	HDE-100	Elevator Control Panel (Reader Port: RS-485), max. control 64 floors with MCUx4, Memory capacity 5,000 cardholders/6000events;RS-232/RS-485 communication interface,include time/,holiday schedule,Anti-pass back,black list,door release time function setting, can encode authority to the Mifare card directly with IM-1000 (No need to download authority to control panel)	R 2,973
MCU Multi I/O Expansion Panel (for HDE-100 elevator control)			
	MCU-0008	8 Channel digital output expansion panel,RS-485 communication interface	R 1,050
	MCU-0016	16 Channel digital output expansion panel,RS-485 communication interface	R 1,440
Parking Control Series -(software:HAMS-20)			
	HDP-100	Parking Control Panel (Reader Port T2/weigand), for 4 * T2 readers or 2 * Wiegand readers,Memory capacity 15000 cardholders/events, RS-485/RS-232 communication interface,include time/,holiday schedule, Anti-pass back,black list,door release time function setting(detect with ground sensor or IR sensor)	R 2,763
	HDP-100S	Parking Control Panel (Reader Port RS-485), for 4 * RS-485 readers, Memory capacity 15000 cardholders/events, RS-485/RS-232 communication interface,include time/,holiday schedule,Anti-pass back, black list,door release time function setting(detect with ground sensor or IR sensor)	R 2,973
BIOMETRIC ONE TO ONE MIFARE READERS			
	PXR-82MFCW	Mifare(13.56MHz) Fingerprint reader, 1to1-Wiegand interface, requires FM-300 for fingerprint enrollment to database; IM-1000 Mifare encoder for saving Finger print template to Mifare card	R 4,824
	PXR-82MFCS	Same PXR-82MFCW but RS-485 interface	R 4,884
Outdoor Biometrics Reader			
	RAC-960PEF	OUTDOOR Standalone Fingerprint Access Controller	R 6,995
TIME & ATTENDANCE RECORDER			
	HTA-850PE	High end Time Attendance Recorder, EM(125KHz) type, LCD display, with 6 function keys, Memory capacity 10,000cardholders/30000 events, TCP/IP interface, 20 bell-time output setting	R 5,340
	HTA-850PM	High end Time Attendance Recorder, Mifare (13.56MHz) type, LCD display, with 6 function keys,Memory capacity 10,000cardholders/30000 events, TCP/IP interface, 20 bell-time output setting, encode latest 100 events to Mifare card	R 5,430
	HTA-852F	Fingerprint Time Attendance Recorder, LCD display with 6 function keys,Memory capacity 950 users(2 fingerprint template/person)/30,000 events,TCP/IP interface, 20 bell-time output setting	R 8,214
	HTA-852PEF	Fingerprint + EM(125KHz) RFID Time Attendance Recorder, LCD display with 6 function keys,Memory capacity 950 users(2 fingerprint template / person) / 30,000 events, TCP/IP interface, 20 bell-time output setting	R 8,274

PHOTO	MODEL	DESCRIPTION	RRP
	HTA-852PMF	Fingerprint + Mifare(13.25MHz) RFID Time Attendance Recorder, LCD display, with 6 function keys, Memory capacity 950 users(2 fingerprint template / person) / 30,000 events, TCP/IP interface, 20 bell-time output setting	R 8,274
	HTA-852PMFC	Fingerprint + Mifare(13.25MHz) RFID Time Attendance Recorder, LCD display, with 6 function keys, Memory capacity 10000 cardholders(saves fingerprint template to Mifare card)/30,000 events, TCP/IP interface, 20 bell-time output setting	R 8,364
Peripherals			
	EPC-402	RS-485 to RS-232 converter	R 765
	EPC-406	RS-422/485 to USB converter	R 825
	e-P132x	RS-232/RS-485 to TCP/IP converter	R 1,470
Electric Locks			
	ESL-100	Electric Strikes , 150(L)x30(W)x35(H)mm, DC12V, 400mA (Normally Closed)	R 420
	ESL-200	Electric Strikes, 160(L)x25(W)x31(H)mm, DC12V, 400mA (Normally Closed)	R 360
	MDL-300H	Electromagnetic Lock, 300 LBs, 202(L)x34.5(W)x21(H)mm (Normally Closed) ~ Surface mount type	R 1,050
	MLA-300	L & Z type accessory for MDL-300H	R 420
	MDL-100S	Electromagnetic Lock, 600LBs, 250(L)x26(W)x47(H)mm (Normally Closed) ~Surface Mount Type	R 1,050
	MLA-003	Armature plate housing for MDL-100S	R 180
	MLA-002	L&Z type brackets for MDL-100S	R 420
	MLA-004	U shape fixture (18.5 (L) x 6.2 (W) x 3.3 (W)cm) for MDL-100S used on frameless glass door	R 390
	MDL-200S	Electromagnetic Lock, 1200LBs (Normally Closed), Surface mount type, door status detection function (26.6 L x 7.3H x 4W cm)	R 2,010
	MLA-1200	L&Z type bracket for MDL-200S	R 540
	MLA-1300	Armature plate housing for MDL-200S	R 270
	EBL-100	Electric Bolt Lock, Normally Closed, lock & doorsensor input, face plate: 200Lx34Wx42H, bolt: 15.5mm, stainless steel 16mm throw	R 1,290

PHOTO	MODEL	DESCRIPTION	RRP
Power supplies			
	PSU-330	Power Supply PCB, Output 13.8V, 3.5A, input AC 100~240V, switching power supply/charger for time attendance recorder/access controller, 159(L)x97(W)x38(H)mm	R 699
	PSU-2000 UPS kit	include: Enclosure (metal housing for RAC-2000 series) + (PSU-330) + battery (7AH), with charging function, without controller (housing size: 300(L)x400(W)x100(H)mm)	R 3,201
	BAT-7AH	Battery 7 amp hour 12VDC	R 240
ENCODER			
	IE-1000	EM (125KHz) card decoder, RS-232 interface	R 1,164
	IM-1000	Mifare (13.56MHz) card Encoder, card reading/reencoding, optional encryption encoding on blocks for digits, character and key A/B, RS-232 interface	R 1,254
	IM-1000U	Mifare (13.56MHz) card Encoder, card reading/reencoding, optional encryption encoding on blocks for digits, character and key A/B, USB interface	R 1,464
	FM-300	USB interface fingerprint verification and recognition reader	R 2,943
CARDS KEY RING TAGS Etc.			
	EM Card (THICK)	Proximity Card (Thick) / 125KHZ, effective range: 8~12cm	R 15
	EM Card (THIN)	Proximity Card (Thin) / EM (125KHZ), effective range: 8~15 cm	R 26
	Mifare Card	Proximity Mifare Card	R 21
	Key Tag	Proximity key tag, EM (125KHZ), effective range: 5 ~ 8	R 24
	Exit Button	Exit button with black plastic box	R 228
	MPS-45WG	Door Sensor	R 96
	Alarm	Alarm with Red Light and Alarm Bell	R 210